



WISSAHICKON CHARTER SCHOOL

2021-22 SCHOOL PROGRESS REPORT ON EDUCATION AND EQUITY

School Code | 3362 Sector | Charter Network | Charters
Principal Name | Kristi Littell
Address | 4700 Wissahickon Ave
Phone | 267-338-1020 Website | wissahickoncharter.org
Report Type | K-8 School Grades in Report | K-8
Admissions Category | Citywide With Criteria
Turnaround Model | N/A
Receives HS Report | No
Oct 1 Enrollment | 935

Student Enrollment and Demographics



- 0.3% American Indian / Alaskan Native
- 0.3% Asian
- 93.7% Black / African American
- 1.3% Hispanic / Latino
- 2.6% Multi Racial / Other
- 0.0% Native Hawaiian / Pacific Islander
- 1.8% White

973

Total Number of Students Served for
10+ Days Over the Year

24.9%

% Students with IEPs

0.0%

% English Learners

57.7%

% Economically Disadvantaged

Student Attendance

37.3%

% Students Attending at Least 95%
of Instructional Days

69.7%

% Students Attending at Least 90%
of Instructional Days

Score Level

Level 5

Performance

At or Above Target in **0.0 %**
0 out of 6 Eligible Metrics

Improvement

Insufficient Data for Score

Goal Performance (All Students)

**GOAL 1 | PSSA ELA % of Students Proficient
or Advanced (Grades 3-8)**

Score: 38.6 %



-3.9 pts from 2021-2022 target

NOT MEETING

no data prior year

**GOAL 2 | PSSA ELA % of Students Proficient
or Advanced (Grade 3)**

Score: 29.3 %



-10.0 pts from 2021-2022 target

NOT MEETING

no data prior year

**GOAL 3 | PSSA Math % of Students Proficient
or Advanced (Grades 3-8)**

Score: 6.3 %



-22.4 pts from 2021-2022 target

NOT MEETING

no data prior year

- Meeting Target
- Not Meeting Target

Performance

Improvement

Level

American Indian / Alaskan Native

Insufficient Data
for Score

Insufficient Data
for Score

Asian

Insufficient Data
for Score

Insufficient Data
for Score

Black / African American

Insufficient Data
for Score

Insufficient Data
for Score

Hispanic / Latino

Insufficient Data
for Score

Insufficient Data
for Score

Multi Racial / Other

Insufficient Data
for Score

Insufficient Data
for Score

Native Hawaiian / Pacific Islander

Insufficient Data
for Score

Insufficient Data
for Score

White

Insufficient Data
for Score

Insufficient Data
for Score

English Learners

Insufficient Data
for Score

Insufficient Data
for Score

Students with IEPs

Insufficient Data
for Score

Insufficient Data
for Score

Economically Disadvantaged

Insufficient Data
for Score

Insufficient Data
for Score

Reading/ELA: Every Student Reads On or Above Grade Level

Goal 1 - Reading Grades 3-8

School Code | 3362 School Name | Wissahickon Charter School

Goal 1: The percentage of students in grades 3-8 who are proficient on the state ELA assessment will grow from 35.7% in August 2019 to 65.0% by August 2026

PSSA ELA: % of Students Proficient or Advanced, Grades 3-8

All Students, 570 students

Score: 38.6 %



2021-2022 Target: 42.5 %

-3.9 pts from target

2025-2026 Goal: 65.0 %

-26.4 pts from target

NOT MEETING

no data prior year



- Meeting Target
- Not Meeting Target

American Indian / Alaskan Native

Insufficient Sample

Asian

Insufficient Sample

Black / African American, 532 students

Score: 37.2 %
-5.3 pts from target

NOT MEETING

no data prior year



Hispanic / Latino

Insufficient Sample

Multi Racial / Other

Insufficient Sample

Native Hawaiian / Pacific Islander

Insufficient Sample

White

Insufficient Sample

English Learners

Insufficient Sample

Students with IEPs, 140 students

Score: 13.6 %
-28.9 pts from target

NOT MEETING

no data prior year



Economically Disadvantaged, 346 students

Score: 32.7 %
-9.8 pts from target

NOT MEETING

no data prior year



Reading/ELA: Every Student Reads On or Above Grade Level

Goal 2 - Reading Grade 3

School Code | 3362 School Name | Wissahickon Charter School

Goal 2: The percentage of 3rd grade students who are proficient on the state ELA assessment will grow from 32.5% in August 2019 to 62.0% by August 2026

PSSA ELA: % of Students Proficient or Advanced, Grade 3

All Students, 99 students

Score: 29.3 %



2021-2022 Target: 39.3 %

-10.0 pts from target

2025-2026 Goal: 62.0 %

-32.7 pts from target

NOT MEETING

no data prior year



- Meeting Target
- Not Meeting Target

American Indian / Alaskan Native

Insufficient Sample

Asian

Insufficient Sample

Black / African American, 93 students

Score: 29.0 %
-10.3 pts from target

NOT MEETING

no data prior year



Hispanic / Latino

Insufficient Sample

Multi Racial / Other

Insufficient Sample

Native Hawaiian / Pacific Islander

Insufficient Sample

White

Insufficient Sample

English Learners

Insufficient Sample

Students with IEPs, 25 students

Score: 0.0 %
-39.3 pts from target

NOT MEETING

no data prior year



Economically Disadvantaged, 60 students

Score: 21.7 %
-17.6 pts from target

NOT MEETING

no data prior year



Math & Science: Every Student Performs On or Above Grade Level

Goal 3 - Math Grades 3-8

School Code | 3362 School Name | Wissahickon Charter School

Goal 3: The percentage of students in grades 3-8 who are proficient on the state Math assessment will grow from 21.6% in August 2019 to 52.0% by August 2026

PSSA Math: % Students Proficient or Advanced, Grades 3-8

All Students, 574 students

Score: 6.3 %



2021-2022 Target: 28.7 %

-22.4 pts from target

2025-2026 Goal: 52.0 %

-45.7 pts from target

NOT MEETING

no data prior year



PSSA Science

% of Students Proficient or Advanced in Science (Grades 4 and 8)

31.6 %

60 out of 190 students

American Indian / Alaskan Native

Insufficient Sample

Asian

Insufficient Sample

Black / African American, 536 students

Score: 6.0 %

-22.7 pts from target

NOT MEETING

no data prior year



Hispanic / Latino

Insufficient Sample

Multi Racial / Other

Insufficient Sample

Native Hawaiian / Pacific Islander

Insufficient Sample

White

Insufficient Sample

English Learners

Insufficient Sample

Students with IEPs, 144 students

Score: 1.4 %

-27.3 pts from target

NOT MEETING

no data prior year



Economically Disadvantaged, 349 students

Score: 5.7 %

-23.0 pts from target

NOT MEETING

no data prior year



Climate, Culture & Opportunity

Guardrail 1 - Welcoming and Supportive Schools

School Code | 3362 School Name | Wissahickon Charter School

Guardrail 1: Every school will be a safe, welcoming and healthy place where our students, staff and community want to be and learn each day. This means that our schools will be: 1) environmentally safe and clean; and 2) spaces with inclusive climates that provide students with access to robust social, emotional, and mental health supports.

School Climate Score	School Climate Survey		
Insufficient Sample	6.7/10 <i>Student Rating</i>	Insufficient Sample <i>Parent Rating</i>	Insufficient Sample <i>Teacher Rating</i>
School Instruction Score	School Instruction Survey		
Insufficient Sample	7.8/10 <i>Student Rating</i>	Insufficient Sample <i>Parent Rating</i>	Insufficient Sample <i>Teacher Rating</i>

- Meeting Target
- Not Meeting Target

 **Not Applicable**

School Has at Least 2 Behavioral/Mental Health Support FTEs per 500 Students

Climate, Culture & Opportunity

Guardrail 1 - Welcoming and Supportive Schools

School Code | 3362 School Name | Wissahickon Charter School

Guardrail 1: Every school will be a safe, welcoming and healthy place where our students, staff and community want to be and learn each day. This means that our schools will be: 1) environmentally safe and clean; and 2) spaces with inclusive climates that provide students with access to robust social, emotional, and mental health supports.

% of Students Attending at Least 95% of Instructional Days	% of Students Attending	
<p>All Students: 973 Students</p> <p style="text-align: center;">Score: 37.3 %</p> <p>2021-2022 Target: 52.9 % -15.6 pts from target</p> <p>2025-2026 Goal: 60.0 % -22.7 pts from target</p> <p>NOT MEETING no data prior year</p>	<p>Greater Than 95% of Instructional Days</p>	<p>37.3 %</p>
	<p>90-95% of Instructional Days</p>	<p>32.4 %</p>
	<p>85-90% of Instructional Days</p>	<p>16.6 %</p>
	<p>80-85% of Instructional Days</p>	<p>7.2 %</p>
	<p>Less than 80% of Instructional Days</p>	<p>6.6 %</p>
% of Students Attending at Least 90% of Instructional Days	Additional Metrics	
<p>All Students: 973 Students</p> <p style="text-align: center;">Score: 69.7 %</p> <p>2021-2022 Target: 82.3 % -12.6 pts from target</p> <p>2025-2026 Goal: 94.0 % -24.3 pts from target</p> <p>NOT MEETING no data prior year</p>	<p>Not Applicable</p> <p><i>% of Teachers Attending at Least 95% of Work Days (Cumulative)</i></p>	<p>Not Applicable</p> <p><i>Teacher Annual Retention</i></p>
	<p>Not Applicable</p> <p><i>% of Teachers Receiving a Proficient MMS Rating</i></p>	<p>Not Applicable</p> <p><i>% of Teachers Receiving a Distinguished MMS Rating</i></p>

- Meeting Target
- Not Meeting Target

Climate, Culture & Opportunity

Guardrail 2 - Enriching and Well-rounded School Experiences



Guardrail 3 - Partnering with Parents / Family Members

School Code | 3362 School Name | Wissahickon Charter School

Guardrail 2: Every student will have a well-rounded education with co-curricular opportunities, including arts and athletics, integrated into the school experience.

Guardrail 3: Every parent and guardian will be welcomed and encouraged to be partners in their child's school community.

% of Students Participating in Visual / Performing Arts	School Relationship Score
<p data-bbox="415 639 688 727"><i>% of Students Participating in Visual / Performing Arts</i></p> <p data-bbox="478 789 625 831">100.0 %</p> <p data-bbox="415 873 697 899"><i>912 out of 912 students</i></p>	<p data-bbox="1398 711 1692 743">Insufficient Sample</p>
	<p data-bbox="1430 979 1661 1005">Additional Metrics</p> <p data-bbox="1461 1032 1688 1065">Not Applicable</p> <p data-bbox="1388 1089 1766 1143"><i>School Has a SAC/Parent Advisory Group</i></p> <p data-bbox="1461 1187 1688 1219">Not Applicable</p> <p data-bbox="1388 1243 1766 1297"><i>School Has a SAC/Parent Advisory Group That Meets Regularly</i></p> <p data-bbox="1461 1341 1688 1373">Not Applicable</p> <p data-bbox="1367 1398 1787 1451"><i>Number of SAC/Parent Advisory Group Meetings</i></p>

-  Meeting Target
-  Not Meeting Target

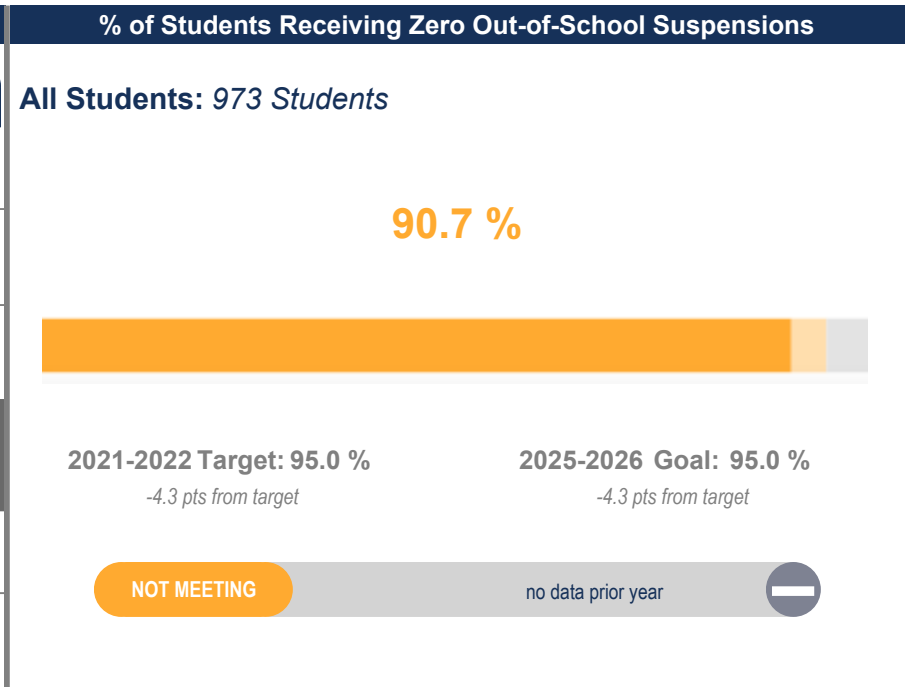
Climate, Culture & Opportunity

Guardrail 4 - Addressing Racist Practices

School Code | 3362 School Name | Wissahickon Charter School

Guardrail 4: Our students' potential will not be limited by practices that perpetuate systemic racism and hinder student achievement.

Suspension Disproportionality		
	% of Enrollment (Total Enrollment)	% of Suspensions Given to Each Subgroup
All Students	(935)	
American Indian / Alaskan Native	0.3 % (3)	0.8 %
Asian	0.3 % (3)	0.0 %
Black / African American	93.7 % (876)	94.1 %
Hispanic / Latino	1.3 % (12)	0.8 %
Multi Racial / Other	2.6 % (24)	3.4 %
Native Hawaiian / Pacific Islander	0.0 % (0)	0.0 %
White	1.8 % (17)	0.8 %
English Learners	0.0 % (0)	0.0 %
Students with IEPs	24.9 % (233)	35.3 %
Economically Disadvantaged	57.7 % (539)	63.0 %



% of Students Qualified to Attend Criteria-Based High Schools

All Students	Black / African American	Hispanic / Latino
Not Applicable	Not Applicable	Not Applicable

- Meeting Target
- Not Meeting Target